







Aston and Cote Church of England Primary School – Expressive Arts and Design



	Autumn 1		Autumn 2		Spring 1		Spring 2		Summer 1		Summer 2
	Me and My Community		Starry Sky		Wonderful Winter		Six Weeks of Spring		Going on Safari		Once Upon a Time
Week 1	Drawing- I can draw a self-portrait which includes my facial features	Music- I can explore how my body and voice makes sounds, experimenting with tempo and dynamics	Drawing- I can explore how primary colours can be mixed to make different colours	Music- I am exploring music from a range of cultures, including Diwali	Collage- I can use natural materials to make artwork. (ice art)	Music- I can make up my own actions to well known songs. I am learning to move to a beat and express feelings and emotions through movement	Collage- I can use and combine different media to create different textures within my artwork.	Music- I am learning about the four different groups of instruments	Drawing- I can use different media to sketch (safari animals)	Music- I can use my voice, body and instruments to explore transport sounds and mimic them	Cooking- I can follow and bake a simple recipe, adding detail to the final outcome
Week 2	Drawing- I can draw body parts and people of appropriate sizes 		Sculpture- I can manipulate clay to achieve a planned effect (Divas)		Painting- I can explore how white and black can be added to create shades 		Drawing- I can draw a simple map 		Collage- I can use different media to create collage art. I can share my creation and explain my process (the continent of Africa)		Construction- I can create story props to enhance my storytelling
Week 3	Construction- I can use scissors correctly when cutting different materials		Painting- I can explore how I can use my body to create artwork. (hand/ finger printing) Remembrance		Construction- I can explore joining materials and begin to understand different materials can be used in different ways (build dragons)		Construction- I can explore different mechanisms to build and assemble a moving mode of transport. (tractor)		Construction- I can adapt and evaluate ideas to achieve a desired outcome (individual and collaborative) (build the pyramids)		Drawing- I can use a pencil to accurately draw a still life
Week 4	Construction- I can use different construction tapes and glues to understand their properties		Construction- I can explore joining materials and begin to understand different		Painting- I can use different size brushes, selecting fine brushes to add detail and begin		Painting- I can use particular colours with a purpose to paint my pictures. I can		Painting- I can use different tools to create different effects (Savannah)		Textiles- I can explore the use of felt and create a design where I

~ Aspiring to be the people God created us to be by growing the talents He gave us ~



	to add strength and detail to my design		materials can be used in different ways. Christmas Dec		to show some control		share my creation and explain my process.				can add detail to the fabric.	
Week 5	Painting- I can explore how primary colours can be mixed to make different colours		Textiles- I can explore the art of threading and weaving (Christmas card)		Construction- I can safely use a range of construction tools (Knife, roller, screwdriver)		Photography- I can use technology to take clear photos and I can edit them. (black and white)		Drawing- I can draw a portrait and refine and develop my abilities.			Cooking- I can cook over an open fire and know how to keep safe. (Forest School)
Week 6	Sculpture- I can use natural materials to create art focussing on colour and shape. (Forest School)		Construction- I can use light and shadow to develop storylines in my pretend play (shadow puppets)		Drawing- I can follow step by step instructions to draw a simple picture (bird)		Cooking- I can cut, peel and chop using a variety of cooking utensils to make a healthy recipe		Cooking- I can follow and bake a simple recipe, adding detail to the final outcome		Construction- I can work with a partner by sharing ideas, resources and skills to create (boat that floats)	

<p>Creating with materials- Children in Reception</p> <p>Explore, use and refine a variety of artistic effects to express their ideas and feelings</p> <p>Return to and build on their previous learning, refining ideas and developing their ability to represent them</p> <p>Create collaboratively, sharing ideas, resources and skills</p>	<p>Being Imaginative- Children in Reception</p> <p>Listen attentively, move to and talk about music, expressing their feelings and responses</p> <p>Watch and talk about dance and performance art, expressing their feelings and responses</p> <p>Sing in a group or on their own, increasingly matching the pitch and following the melody</p>
---	---



	<p>Explore and engage in music making and dance, performing solo or in groups</p> <p>Develop storylines in their pretend play</p>
<p>Creating with materials- Early Learning Goals</p> <p>Safely use and explore a variety of materials, tools and techniques, experimenting with colour, design, texture, form and function.</p> <p>Share their creations, explaining the process they have used.</p> <p>Make use of props and materials when role playing characters in narratives and stories</p>	<p>Being Imaginative- Early Learning Goals</p> <p>Invent, adapt and recount narratives and stories with peers and their teacher.</p> <p>Sing a range of well-known nursery rhymes and songs.</p> <p>Perform songs, rhymes, poems and stories with others, and (when appropriate) try to move in time with music</p>
<p>Art- Year 1 ready</p> <p>To use a range of materials creatively to design and make products</p> <p>To use drawing, painting and sculpture to develop and share their ideas, experiences and imagination</p> <p>To develop a wide range of art and design techniques in using colour, pattern, texture, line, shape, form and space</p> <p>About the work of a range of artists, craft makers and designers, describing the differences and similarities between different practices and disciplines, and making links to their own work.</p>	<p>DT- Year 1 ready</p> <p>Design</p> <p>Design purposeful, functional, appealing products for themselves and other users based on design criteria</p> <p>Generate, develop, model and communicate their ideas through talking, drawing, templates, mock-ups and, where appropriate, information and communication technology</p> <p>Make</p> <p>Select from and use a range of tools and equipment to perform practical tasks [for example, cutting, shaping, joining and finishing]</p> <p>Select from and use a wide range of materials and components, including construction materials, textiles and ingredients, according to their characteristics</p> <p>Evaluate</p> <p>Explore and evaluate a range of existing products</p> <p>Evaluate their ideas and products against design criteria</p> <p>Technical knowledge</p> <p>Build structures, exploring how they can be made stronger, stiffer and more stable</p> <p>Explore and use mechanisms [for example, levers, sliders, wheels and axles], in their products.</p>